

# In My Garden



**THE HARVEST**  
(Lesson Point)


**FAITH**

## THE GARDEN TOOLS

(Bible Verse)

"He told them another parable: 'The kingdom of heaven is like a mustard seed, which a man took and planted in his field.'"

(Matthew 13:31)



## THE SHED (Object Lesson)

In the shed today have a **SHOVEL**.  
Pick a child to come up and unlock the shed.

Wow, look what is in the shed today. Does anyone know what this tool is called? It's a shovel. I use a shovel in my garden. I dig holes in the dirt so I can plant my seeds or even a small tree. How many of you have a shovel in your shed or garage at home?

When you plant a garden, this is a very important tool to have. It would be hard to dig holes with your hands. You can't plant a garden without the right tools. Your garden would not grow the right way.



When Jesus plants faithfulness in our hearts, we need the right tools to keep us growing. Can you think of what some of those tools might be? (e.g. Bible, teacher, parents, prayer).

In our Bible story today we are going to learn about a very tiny seed that turned into a very big tree. Let's open the Bible and see what God has for us today.



## The Planter (Bible Story)

Read from Matthew 13:31-32 or read the story below.  
Allow the children to comment on different parts of the story.

## The Mustard Seed


(For today's Bible lesson, bring a picture of you as a baby.  
Hold up the picture for all the children to see.)

Do you know who this baby is? Can anyone take a guess? Believe it or not, it's me! I used to be a baby and then grew up to be an adult.

In the Bible, Jesus talked to a crowd of people about a very tiny seed called the mustard seed. This seed is so small that it is very hard to see (have one available for the children to see). Jesus told the people that the Kingdom of Heaven is like this mustard seed. When the mustard seed is planted, it will grow into the tallest tree of all. The branches will soon become big and strong and many birds will find rest in this tree.

Jesus told this story to His friends because He wanted them to know that we are just like that tiny little mustard seed. Not only are we going to change from a baby to an adult, but we will also need to become big and strong on the inside. What do you think He meant by that?

Jesus wants us to grow by reading God's Word, praying, and listening to our parents and teachers. When we listen to and obey God's Word, we grow strong in the Lord. Learning to be kind, patient, obedient and loving makes us a better person on the inside.





## Song: In my Garden

Play the song a few times in the classroom before introducing it to the children. This way, when it is introduced, they will have some recognition of the song.

## In My Garden

(Words and Music by Mary Rice Hopkins)

In my garden  
There's lots of beans and corn  
You should see me grow 'em  
Early every morn'  
I love to watch 'em sprout  
Those pea pods pop out  
Oh I know God made them grow

And when it's pickin' time  
I see what I can find  
'Cause I know God made them grow  
Good things on the vine

In my garden  
Zucchini and green peas  
You should see me grow 'em  
I'm hoein' out those weeds  
I love to stop and prune

And I whistle a little tune  
As I go God made them grow


And I praise the One  
Who made the rain and sun  
'Cause I know God made them grow  
Look at what He's done

In my garden are tulips and a rose  
You should see me grow 'em  
I find them with my nose  
Cause I see them poppin' up  
And those little buttercups  
And I know God made them grow  
In my garden in my garden  
In my garden in my garden

©1995, 2004 Big Steps 4 U Music. ASCAP. All Right reserved. International copyright secured


## The Seeds (Questions & Discusson)

Use this time to talk about the story



- 1 Have you ever planted a garden?
- 2 What tools did you use?
- 3 What did you plant?
- 4 What makes the plants grow?
- 5 Who makes you grow?
- 6 Do you have faith as small as a mustard seed?
- 7 What do you want to be when you grow up?
- 8 What is spiritual food?

# The Potting Table (Art/Craft/Activity)



Art ~ Child-directed art  
Craft ~ Teacher-organized craft  
Activity ~ Small or large group

## Nature Art

Go for a nature walk and allow the children to collect items such as leaves and branches. Come back to the room and let them create anything they wish by using the different items they found.

You will need:

- Glue
- Construction paper and/or tag board
- Paint / Markers / Crayons
- Clear sticky Contact paper for the children to stick items to
- Yarn

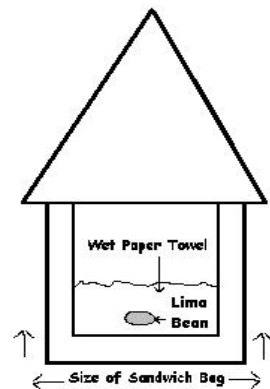
## Greenhouse Craft

In this activity the children will be planting a seed and watching it grow through their own greenhouse.

### You Will Need the Following:

- 1 Sandwich-size Ziploc bag per child
- 1 Greenhouse pattern frame per child
- Seeds (lima beans grow the fastest)
- 1 damp paper towel to put into the Ziploc bag

Give each child a copy of the greenhouse to decorate as they wish. When done, have them place their seeds into the zipper bag with the damp paper towel. Attach the top of the zipper bag to the greenhouse frame so you can see the entire bag through the frame. (The best way to watch these grow is to hang them in the window.) After a few days, you will see the seeds sprout.



# Growing Bigger Activity

(During this activity the children will act out how a seed grows.)  
Have children stand in a circle and do what you do.




Here is a seed ready to grow (get into a ball, hands clasped around your knees)



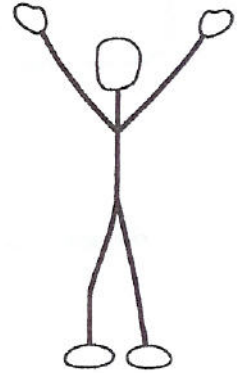
Here is a seed wanting to go (begin standing up slowly)



Here is a seed starting to sprout (let arms stick out)



Here is a seed that now has come out! (Stand straight up with arms out!)



Here is a plant that goes all about (wave arms in the air)

## Mustard Seed Faith

Copyright © 2004 by Linda J. Stevenson

She gently held the small mustard seed  
In the palm of her frail hand,  
So tiny that it appeared to her  
Like a minute grain of sand.

She pondered the simple words of Christ  
Who spoke of the mustard seed,  
For He said we could move great mountains  
If we trusted and believed.

She thought, "This seed is so very small,  
And my mountain is so grand;  
But, Jesus, I know it'll surely fall  
As I place it in Your hand."

"Though my faith is like this mustard seed,  
I am trusting in Your word  
And believing for a miracle  
For I know my prayer is heard."

The earth where she knelt began to shake  
And she heard a crashing sound,  
For her mountain that loomed before her  
Quickly tumbled to the ground.

Then her tears of joy fell to the sod  
As she bowed on bended knee,  
And her tiny seed took root below  
And grew to become a tree.

Many marveled at the woman's faith,  
For so quickly she would tell  
How with her mustard-seed faith God moved  
And her mighty mountain fell.

She said, "While your faith may seem so small,  
God will move to intercede;  
And you'll watch your mighty mountains fall  
With faith of a mustard seed.



## Watering Can (Snack Time)

Provide a snack that will help emphasize the day's lesson.  
**Note:** Be sure to check for any allergies before planning a snack item.

### Melon Harvest

You will need a watermelon, hollowed out and used as a bowl, for the following:

Watermelon

Cantaloupe

Honeydew

Grapes

Strawberries

Let each child take a spoonful of fruit and put it into their cup for snack. During snack time, talk about the fruit of the Spirit and how God wants us to grow in Him.

## The Door to the Shed (Closing Prayer)

This is a time to close up your lesson. Answer any questions that may have come up throughout the day. Have prayer together.

Dear God, teach me to become a healthy child both on the inside and out. Give me faith, even as small as a mustard seed, so I can overcome all my problems. Thank you for giving us fruit so I can grow strong and for the fruit of the Spirit so I can grow strong in You.

In Jesus' name I pray, amen.

