




Love From Above



VALENTINE'S MONTH

By Mary Rice Hopkins

For your object lesson or children's sermon today have a Valentine Card available.



February is a very special month of the year. Does anyone know what happens in February? That's right; it is Valentine's month, a month to show others how much you love them. I have a very special Valentine card to show you that I received from a special friend. (Hold it up and show it to the children.) It means a lot to me. Do you like getting Valentine's cards or gifts?

It is fun to receive a note from someone who really cares about you. It makes you feel special. However, I think what is even more fun is to be able to give or do something for someone else. Do you know someone you could do something special for? How can you show them you care about them? (ie.,

Be kind, be a friend, help them and share with them, etc.)

"God tells us in the Bible about a little boy who shares his lunch with some very hungry people. Let's read more about this in the Bible."

A Bunch for Lunch

Bible Lesson (John 6:1-13)

By Mary Rice Hopkins



Our lesson today is about a little boy who shares his lunch with a HUGE crowd. Jesus had been teaching all day and the crowd started to get hungry. So, this little boy went to Jesus and gave him his 5 loaves of bread and 2 fish. Jesus took what the little boy had and thanked him. However, the BIG problem was there were 5,000 VERY hungry men and their families. Jesus took the food and looked up to Heaven and prayed a prayer, and God multiplied the bread and fish to feed all the hungry people that day.

Do you ever pray before you eat? What do you say? Why do you think God provided for all those people? (Let them respond) Yes, you're right, because He loved them so much. That's quite a gift, isn't it? Jesus had a way of showing his love that was right before their eyes. In the same way, we need to share what we have with other, the love that God has given us.

Where can we learn more about God's love? That's right, in the Bible. (Hold up the Bible for the children to see.) This is God's love letter to you. It's the best Valentine of all. He tells us just how much He loves each one of us. He sent his son, Jesus, to be our friend who never leaves us. If you know this verse, say it with me. "For God so loved the world...." (John 3:16).

Role Play

By Mary Rice Hopkins


Allow the children to act out the Bible lesson today. Designate children to portray the boy, the crowd, Jesus, and the other disciples. Provide five hard dinner rolls, plastic fish, cloth napkins, and a picnic basket for the props.

Encourage the children to pretend to be hungry, i.e., rubbing their tummies and saying aloud, "I'm so hungry. I can't wait to eat." Bring in scrap fabric and thick yarn to create biblical-style head pieces. You may want to have the children perform for other classes or on a special parent day.

Also, another way is to role play the song, "Little Bit of Love." This is a great activity to do together and provide a way to think about the words of the song.

Five Loaves of Bread

By Mary Rice Hopkins



Have five children stand in the front of the group; and, as you read the poem below, have one sit down till only one remains.

Five baskets of bread by the shore,
One was eaten and then there were four.

Four loaves of bread in the basket by the tree
One was eaten and then there were three.

Three loaves of bread and five fish, too,
One was eaten and then there were two.

Two loaves of bread, looking like a bun,
One was eaten, and then there was one.

One loaf of bread by Jesus was blessed.
Then there were thousands to give the rest.


www.Maryricehopkins.com

(May be duplicated for personal use and not for publication.)

-shaped cookies, heart-shaped cinnamon toast,

Snack Time

By Brenda Carpenter



Snack today, have a "Heart Party." Everything that you eat, have it in a heart shape.

Examples: Heart

shaped cookies and a heart-shaped cake (let your children decorate it). Make your snack time a great celebration of God!


Valentine Cards

By Brenda Carpenter

Let those special people around you know how much you love them. Make home-made Valentine cards for family, friends, and neighbors.

Have available:

- Red, Pink, White, and Purple Paper (Hearts, shapes and plain)
- Scissors
- Glue
- Markers
- Envelopes
- Pencils



Help younger children write what is on their minds and allow older children to write their own words. Have fun as a family or as a class making cards to express not only your love for others but also God's love for them too.

Little Bit of Love

(Words and Music by Mary Rice Hopkins)

(Chorus)

A little bit of love goes
A long, long way
A little bit of love goes
A long, long way
A little bit of love
Goes a long, long way
Ooh ooh a little bit of love

On the Sea of Galilee
There gathered a big crowd
But food ran out without a doubt
And the boy said out loud

I will share my two fish
And my five loaves of bread
Jesus took them in His hand
And the multitudes were fed

(Chorus)

There was a guy who
Was paralyzed
He could not stand or walk
So his friends tried to get him in
The house where Jesus taught
They didn't want to push
And shove
As the crowds grew and grew
So they took him way
High above
And down through the roof

A little bit of love
A little of faith
We can never,
Ever give too much
So come on and give
Come on and give
Your love away

Stand in Line for a Valentine

By Mary Rice Hopkins

Have the children sit in a circle. Say: "I am going to play the 'Little Bit of Love' song and pass this Valentine around the circle while I play the music. When the music stops, whoever has the Valentine will say something special about the person on their right. We will play the song until everyone has a turn."

Ask them: "How does it feel to hear someone say nice things about you?" (Let them respond). Do you feel special? How does it feel when someone gives you a Valentine that is meant just for you? A Valentine is something to show that we care for someone else; it's a way to show our love to one another.

Closing Prayer



Dear Heavenly Father, Thank you for showing Your love for us everyday. When we wake up each morning, we are reminded of how much You love us by just looking outside at Your beautiful creation. Thank you for providing for all that we need. We love you, Lord, Amen.

Other Resources and Songs That Go with This Lesson

Boomerang on "In My Garden" CD and DVD
God's Love on "Big Steps for Little Feet" CD
Banner of Love on "Good Buddies" CD and Video
Little Is Much on "15 Singable Songs"
Sermons 4 Kids @ www.sermons4kids.com

www.Maryricehopkins.com

(May be duplicated for personal use and not for publication.)